

Technical Evaluation Report™

TER 1801-02

Use of FastenMaster® FrameFAST™ Structural Wood Screw Fasteners in Stud to Plate and Plate to Rim Board Applications

OMG®, Inc. DBA FastenMaster®

Product:

**FastenMaster® FrameFAST™
Structural Wood Screw
(FrameFAST™ Fasteners)**

Issue Date:

March 12, 2018

Revision Date:

June 15, 2023

Subject to Renewal:

July 1, 2024



Use the QR code to access the most recent version or a sealed copy of this Technical Evaluation Report (TER) at drjcertification.org.



COMPANY
INFORMATION:

ADDITIONAL
LISTEES:

OMG®, Inc. DBA FastenMaster®
153 Bowles Rd
Agawam, MA 01001-2908

P: 800-518-3569

mguthrie@omginc.com

fastenmaster.com

DIVISION: 06 00 00 - WOOD, PLASTICS AND COMPOSITES

SECTION: 06 05 23 - Wood, Plastic, and Composite Fastenings

1 Innovative Product Evaluated^{1,2}

1.1 FastenMaster® FrameFAST™ Structural Wood Screw (FrameFAST™ Fasteners)

2 Applicable Codes and Standards^{3,4}

2.1 Codes

- 2.1.1 IBC—15, 18, 21: *International Building Code®*
- 2.1.2 IRC—15, 18, 21: *International Residential Code®*
- 2.1.3 FBC-B—17, 20: *Florida Building Code – Building*⁵ (FL 21662)
- 2.1.4 FBC-R—17, 20: *Florida Building Code – Residential*⁵ (FL 21662)

2.2 Standards and Referenced Documents

- 2.2.1 ANSI/AWC NDS: *National Design Specification (NDS) for Wood Construction*
- 2.2.2 ASTM A153: *Standard Specification for Zinc Coating (Hot-Dip) on Iron and Steel Hardware*
- 2.2.3 ASTM D1761: *Standard Test Methods for Mechanical Fasteners in Wood*
- 2.2.4 ASTM D2395: *Standard Test Methods for Density and Specific Gravity (Relative Density) of Wood and Wood-Based Materials*

¹ For more information, visit drjcertification.org or call us at 608-310-6748.

² 24 CFR 3280.2 “Listed or certified” means included in a list published by a nationally recognized testing laboratory, inspection agency, or other organization concerned with product evaluation that maintains periodic inspection of production of listed equipment or materials, and whose listing states either that the equipment or material meets nationally recognized standards or has been tested and found suitable for use in a specified manner. Listed. Equipment, materials, products or services included in a list published by an organization acceptable to the building official and concerned with evaluation of products or services that maintains periodic inspection of production of listed equipment or materials or periodic evaluation of services and whose Listing states either that the equipment, material, product or service meets identified standards or has been tested and found suitable for a specified purpose. Labeled. Equipment, materials or products to which has been affixed a label, seal, symbol or other identifying mark of a nationally recognized testing laboratory, approved agency or other organization concerned with product evaluation that maintains periodic inspection of the production of the above-labeled items and whose labeling indicates either that the equipment, material or product meets identified standards or has been tested and found suitable for a specified purpose.

³ This Listing is a code defined research report, which is also known as a duly authenticated report, provided by an approved agency (see IBC Section 1703.1) and/or an approved source (see IBC Section 1703.4.2). An approved agency is “approved” as an approved agency when it is ANAB accredited. DrJ Engineering, LLC (DrJ) is listed in the ANAB directory. A professional engineer is “approved” as an approved source when that professional engineer is properly licensed to transact engineering commerce. Where sealed by a professional engineer, it is also a duly authenticated report certified by an approved source. (i.e., Registered Design Professional). DrJ is an ANAB accredited product certification body.

⁴ Unless otherwise noted, all references in this Listing are from the 2021 version of the codes and the standards referenced therein. This material, product, design, service and/or method of construction also complies with the 2000-2021 versions of the referenced codes and the standards referenced therein.

⁵ All references to the FBC-B and FBC-R are the same as the 2018 IBC and 2018 IRC unless otherwise noted in the Florida Supplement at the end of this TER.

- 2.2.5 *ASTM D4442: Standard Test Methods for Direct Moisture Content Measurement of Wood and Wood-Based Materials*
- 2.2.6 *ASTM F1575: Standard Test Method for Determining Bending Yield Moment of Nails*
- 2.2.7 *ASTM F606: Standard Test Methods for Determining the Mechanical Properties of Externally and Internally Threaded Fasteners, Washers, Direct Tension Indicators, and Rivets*
- 2.2.8 *AWC TR 12: General Dowel Equations for Calculating Lateral Connection Values*

3 Performance Evaluation

- 3.1 Tests, testing, test reports, research reports, duly authenticated reports and related engineering evaluations are defined as intellectual property and/or trade secrets and protected by Defend Trade Secrets Act 2018 (DTSA).⁶
- 3.2 Testing and/or inspections conducted for this TER were performed at an ISO/IEC 17025 accredited testing laboratory,⁷ an ISO/IEC 17020 accredited inspection body,⁸ which are internationally recognized accreditations through International Accreditation Forum (IAF), and/or a licensed Registered Design Professional (RDP).
- 3.3 FrameFAST™ fasteners were evaluated as installed in the end use application to derive allowable design values as an alternate means of attaching wood studs to wall top and bottom plates and attaching wall top and bottom plates to the rim board with and without blocking. The following conditions were evaluated:
 - 3.3.1 Uplift and lateral resistance in stud to plate connections in accordance with ASTM D1761
 - 3.3.2 Uplift and lateral resistance in plate to rim board connections in accordance with ASTM D1761
- 3.4 Any building code and/or accepted engineering evaluations (i.e. research reports, duly authenticated reports, etc.) that are conducted for this Listing were performed by DrJ Engineering, LLC (DrJ), an ISO/IEC 17065 accredited certification body and a professional engineering company operated by RDPs / approved sources. DrJ is qualified⁹ to practice product and code compliance services within its scope of accreditation and engineering expertise, respectively.
- 3.5 Engineering evaluations are conducted with DrJ's ANAB accredited ICS code scope, which are also its areas of professional engineering competence.
- 3.6 Any regulation specific issues not addressed in this section are outside the scope of this TER.

⁶ <https://www.law.cornell.edu/uscode/text/18/part-I/chapter-90>. Whoever, with intent to convert a trade secret, that is related to a product or service used in or intended for use in or intended for use in interstate or foreign commerce, to the economic benefit or anyone other than the owner thereof, and intending or knowing that the offense will injure any owner of that trade secret, knowingly (1) steals, or without authorization appropriates, takes, carries away, or conceals, or by fraud, artifice, or deception obtains such information; (2) without authorization copies, duplicates, sketches, draws, photographs, downloads, uploads, alters, destroys, photocopies, replicates, transmits, delivers, sends, mails, communicates, or conveys such information; (3) receives, buys, or possesses such information, knowing the same to have been stolen or appropriated, obtained, or converted without authorization; (4) attempts to commit any offense described in paragraphs (1) through (3); or (5) conspires with one or more other persons to commit any offense described in paragraphs (1) through (3), and one or more of such persons do any act to effect the object of the conspiracy, shall, except as provided in subsection (b), be fined under this title or imprisoned not more than 10 years, or both. (b) Any organization that commits any offense described in subsection (a) shall be fined not more than the greater of \$5,000,000 or 3 times the value of the stolen trade secret to the organization, including expenses for research and design and other costs of reproducing the trade secret that the organization has thereby avoided. The federal government and each state have a public records act. As the National Society of Professional Engineers states, "Engineers shall not disclose, without consent, confidential information concerning the business affairs or technical processes of any present or former client or employer, or public body on which they serve." Therefore, to protect intellectual property (IP) and TS, and to achieve compliance with public records and trade secret legislation, requires approval through the use of Listings, certified reports, technical evaluation reports, duly authenticated reports and/or research reports prepared by approved agencies and/or approved sources.

⁷ Internationally recognized accreditations are performed by members of the International Accreditation Forum (IAF). Accreditation Body and Regional Accreditation Group Members of IAF are admitted to the IAF MLA only after a stringent evaluation of their operations by a peer evaluation team, which is charged to ensure that the applicant complies fully with both international standards and IAF requirements. Once an accreditation body is a signatory of the IAF MLA, it is required to recognise certificates and validation and verification statements issued by conformity assessment bodies accredited by all other signatories of the IAF MLA, with the appropriate scope.

⁸ Ibid.

⁹ Qualification is performed by a legislatively defined Accreditation Body. ANSI National Accreditation Board (ANAB) is the largest independent accreditation body in North America and provides services in more than 75 countries. DrJ is an ANAB accredited product certification body.

4 Product Description and Materials

4.1 The product evaluated in this TER is shown in Figure 1.

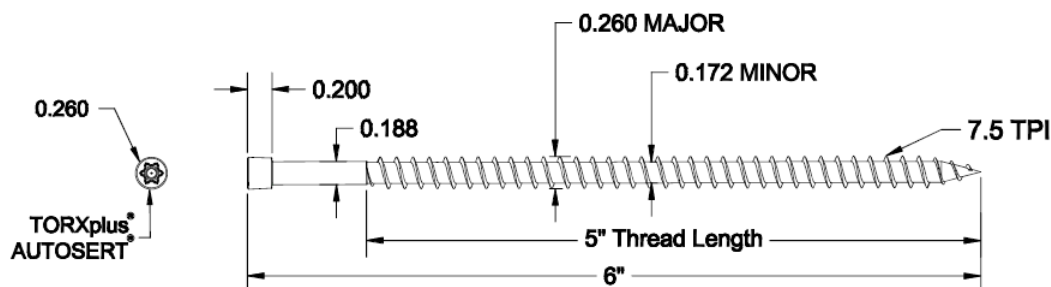


Figure 1. FrameFAST™ Fastener Specification

- 4.2 FrameFAST™ fasteners are manufactured with modified 10B21 carbon steel wire conforming to the manufacturer specifications and are coated with a proprietary finish.
- 4.3 FrameFAST™ fasteners are manufactured using a standard cold-formed process followed by a heat-treating process.
- 4.4 Fasteners are approved for use in fire-retardant-treated lumber, provided the conditions set forth by the fire-retardant-treated lumber manufacturer are met, including appropriate strength reductions.
- 4.5 FrameFAST™ fasteners are approved for use in interior and exterior conditions and in pressure-treated wood.
- 4.6 In-plant quality control procedures, under which the FrameFAST™ fasteners are manufactured, are audited through an inspection process performed by an approved agency.
- 4.7 The FrameFAST™ fasteners evaluated in this TER are designated as shown in Table 1.

Table 1. Fastener Specifications

Fastener	Fastener Designation	Fastener Length ¹ (in)	Thread Length ¹ (in)	Head Diameter (in)	Head Height (in)	Shank Diameter ² (in)	Minor Thread (Root) Diameter (in)	Major Thread (Root) Diameter (in)	Bending Yield Strength ² (psi)	Ultimate Fastener Strength ² (psi)	
										Tensile	Shear
FrameFAST™	FMFF006	6	5	0.260	0.200	0.188	0.172	0.260	166,600	155,900	120,360

SI: 1" = 25.4 mm, 1 psi = 0.00689 MPa

1. Fastener length is measured from the top of the head to the tip. Thread length includes tapered tip (Figure 1).

2. Bending yield, tension, and shear values determined at minor root diameter.

5 Applications

- 5.1 FrameFAST™ fasteners are used to attach minimum 1½" wide wood studs to wall top and bottom plates and to attach wall top and bottom plates to rim board in the construction of walls that meet the requirements of [IBC Section 2308](#) and [IRC Section R602](#). The fasteners provide resistance to uplift and/or lateral loads applied parallel and/or perpendicular to the wall or structural framing member.
 - 5.1.1 Walls shall consist of a single or double top plate designed in accordance with [IBC Section 2308.5.3.2](#) and [IRC Section R602.3.2](#).
 - 5.1.2 See Table 2 and Table 3 for the design requirements and the FrameFAST™ fasteners' allowable design values.

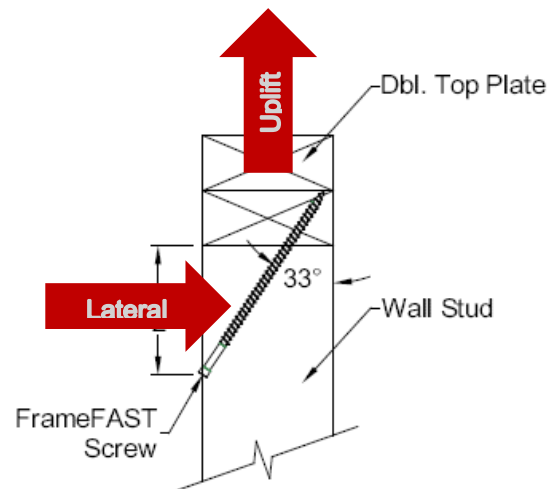
- 5.1.3 See Section 6 for installation requirements.
 - 5.1.4 FrameFAST™ fasteners are used in buildings requiring design in accordance with [IBC Section 1609](#) or wind analysis in accordance with [IRC Section R301.2.1](#).
 - 5.1.5 FrameFAST™ fasteners are used in buildings requiring design in accordance with [IBC Section 1613](#) or seismic analysis in accordance with [IRC Section R301.2.2](#).
 - 5.1.6 Where the application exceeds the limitations set forth herein, design shall be permitted in accordance with accepted engineering procedures, experience, and technical judgment.
- 5.2 *Design Concepts and Allowable Design Loads*
- 5.2.1 Allowable design loads are provided in Table 2 and Table 3 for FrameFAST™ fasteners. Allowable design loads are applicable to fasteners installed in accordance with the procedures described in Section 6. For stud to plate connections, allowable design loads are applicable for both single and double top plate applications as shown in Figure 3. For plate to rim board connections, allowable design loads are applicable for both single bottom plate with OSB subfloor to rim board applications and to single or double top plate to blocking/rim board applications as shown in Figure 3.

Table 2. Allowable Design Values for FrameFAST™ Fasteners in Stud to Plate Configurations

Lumber Species (Specific Gravity)	Allowable Design Value (lbf) ^{1,2,3,4}	
	Load Orientation ⁵	
	Uplift	Lateral
SPF (0.42)	340	220
DF-L (0.50)	560	360
SP (0.55)	665	430

SI: 1 lb = 4.45 N

- For applications involving members with different specific gravities, use the allowable load corresponding to the lowest specific gravity.
- Dimensional lumber members shall be minimum of 2" nominal thickness.
- Design values are based on a load duration factor, C_D , of 1.6. No further duration of load increases permitted. Reduced design values for other load durations as applicable.
- Use a reduction factor of 0.80 when connecting each ply of multi-ply stud columns to the top plate.
- See Figure 2 for clarification of load orientations and Figure 3 for installation details.



Side Elevation Stud to Dbl Top Plate

Figure 2. Allowable Design Value Load Orientations

Table 3. Allowable Design Values of FrameFAST™ Fasteners in Plate to Rim Board Configurations

Load Direction	Configuration	Allowable Design Value (lbf) ^{1,2}					
		Rim Board Species (Specific Gravity or Equivalent Specific Gravity)					
		SPF (0.42)	DF-L (0.50)	SP (0.55)	1-1/8" OSB (0.50) ⁵	1-1/4" LSL (0.46) ³	1-1/4" LVL (0.47) ³
Uplift	Single Plate to Rim Board	210	245	325	195	165	110
	Double Plate to Rim Board	475	590	595	360	610	570
		SPF (0.42)	DF-L (0.50)	SP (0.55)	1-1/8" OSB (0.50) ⁶	1-1/4" LSL (0.50) ⁴	1-1/4" LVL (0.50) ⁴
Lateral	Single Plate to Rim Board	340	265	395	340	210	320
	Double Plate to Rim Board	495	595	650	230	485	440
	Double Plate to Blocking ⁷	495	595	650	230	485	440

SI: 1 lb = 4.45 N

- For applications involving members with different specific gravities, G, use the allowable load corresponding to the lowest specific gravity. For EWP rim boards (i.e., OSB, LSL, LVL), the top/bottom plates shall be minimum SPF dimensional lumber. Dimensional lumber members shall be minimum of 2" nominal thickness.
- Design values are based on a load duration factor, C_D, of 1.6. No further duration of load increases permitted. Reduced design values for other load durations as applicable.
- Equivalent specific gravity values are for withdrawal of nails or screws installed in edge.
- Equivalent specific gravity values are dowel bearing of nails or screws installed in edge.
- Equivalent specific gravity values are for withdrawal of nails installed in face.
- Equivalent specific gravity values are dowel bearing of nails or screws installed in face.
- See Figure 4 for blocking requirements.

5.2.2 Where it is anticipated that loads will be applied to a single fastener simultaneously in more than one direction, additional evaluation is required to account for the combined effect of these loads using accepted engineering practice.

5.2.2.1 Consult a professional engineer, as needed, for complex design conditions.

- 5.3 Where the application falls outside of the performance evaluation, conditions of use and/or installation requirements set forth herein, alternative techniques shall be permitted in accordance with accepted engineering practice and experience. This includes but is not limited to the following areas of engineering: mechanics or materials, structural, building science, and fire science.

6 Installation

- 6.1 Installation shall comply with the approved construction documents, the manufacturer installation instructions, this TER and the applicable building code.
- 6.2 In the event of a conflict between the manufacturer installation instructions and this TER, the more restrictive shall govern.
- 6.3 *Installation Procedure*

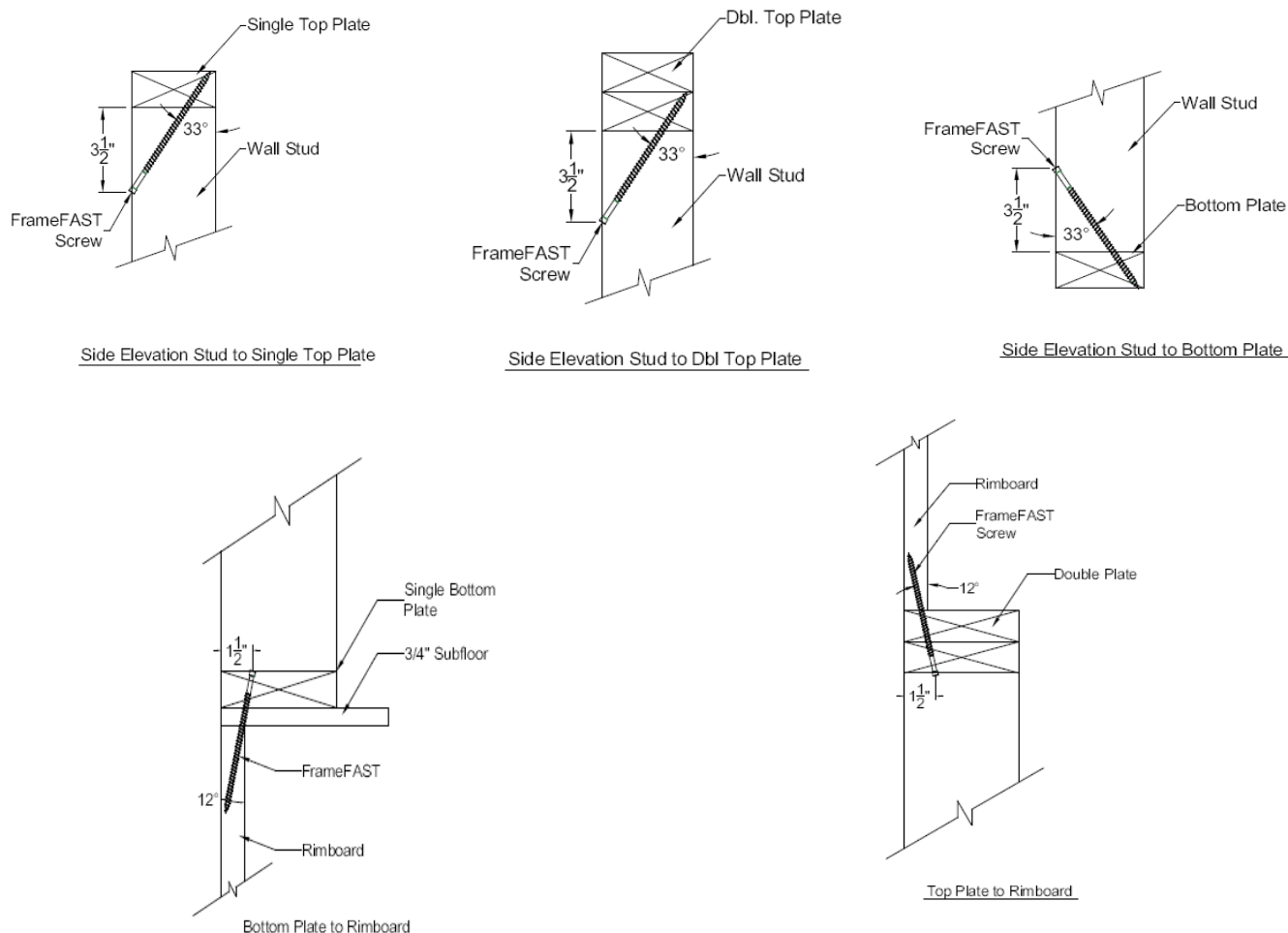


Figure 3. Installation of FrameFAST™ Fasteners for Specific Applications

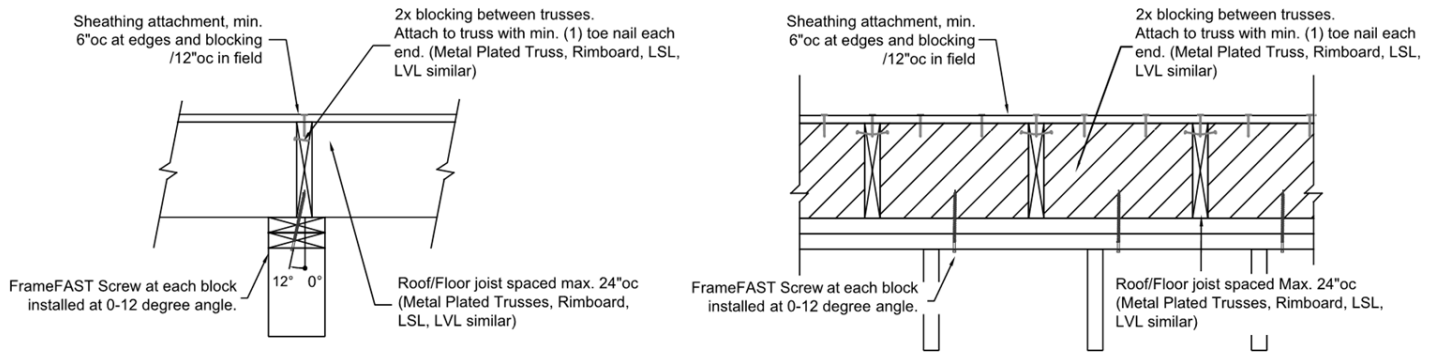


Figure 4. Section Views of FrameFAST™ Fasteners with Blocking

6.3.1 Select a 6" FrameFAST™ fastener to fully embed the fastener into the top plate, blocking, and rim board as shown in Figure 3 and Figure 4.

- 6.3.1.1 Stud to Plate Connection – Install one (1) FrameFAST™ fastener upward (or downward) through the center of the stud and into the plate. Install at a 25° - 35° angle (optimal angle = 33°) and penetrate the wood stud 3½" down from top of stud and within ¼" of the centerline (Figure 3).
- 6.3.1.2 Plate to Rim Connection – Install one (1) FrameFAST™ fastener upward (or downward) at a 0° - 12° angle (optimal angle = 12°), 1½" from outside face of wall, through the plates, and into the rim (Figure 3 and Figure 4).
- 6.3.1.3 Plate to Blocking Connection – Install one (1) FrameFAST™ fastener upward (or downward) at a 0° - 12° angle (optimal angle = 12°), 1½" from outside face of wall, through the plates and into the blocking (Figure 3 and Figure 4).
- 6.3.1.4 Plate to Rim/Blocking connection – Minimum required spacing and end distance of the FrameFAST™ fastener is 4" o.c (See Figure 5). Minimum edge and end distances are per Figure 3.

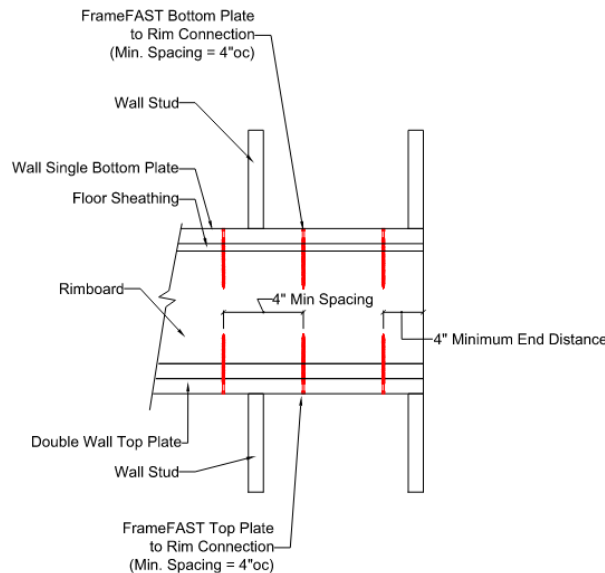


Figure 5. Minimum Spacing and End Distance of FrameFast™ Fasteners Plate to Rim/Blocking Connection

6.3.2 Use a ½" low RPM/high torque drill to drive the fastener head flush with the surface of the wall framing or wood structural framing member.

7 Substantiating Data

- 7.1 Testing has been performed under the supervision of a professional engineer and/or under the requirements of ISO/IEC 17025 as follows:
 - 7.1.1 Uplift and lateral resistance in stud to plate connections in accordance with ASTM D1761
 - 7.1.2 Uplift and lateral resistance in plate to rim board connections in accordance with ASTM D1761
- 7.2 Information contained herein may include the result of testing and/or data analysis by sources that are approved agencies (i.e., ANAB accredited agencies), approved sources (i.e., RDPs), and/or professional engineering regulations. Accuracy of external test data and resulting analysis is relied upon.
- 7.3 Where pertinent, testing and/or engineering analysis is based upon provisions that have been codified into law through state or local adoption of codes and standards. The developers of these codes and standards are responsible for the reliability of published content. DrJ's engineering practice may use a code-adopted provision as the control sample. A control sample versus a test sample establishes a product as being equivalent to the code-adopted provision in terms of quality, strength, effectiveness, fire resistance, durability, and safety.
- 7.4 The accuracy of the provisions provided herein may be reliant upon the published properties of raw materials, which are defined by the grade mark, grade stamp, mill certificate, Listings, certified reports, duly authenticated reports from approved agencies, and research reports prepared by approved agencies and/or approved sources provided by the suppliers of products, materials, designs, assemblies and/or methods of construction. These are presumed to be minimum properties and relied upon to be accurate. The reliability of DrJ's engineering practice, as contained in this TER, may be dependent upon published design properties by others.
- 7.5 Testing and engineering analysis: The strength, rigidity and/or general performance of component parts and/or the integrated structure are determined by suitable tests that simulate the actual conditions of application that occur and/or by accepted engineering practice and experience.¹⁰
- 7.6 Where additional condition of use and/or code compliance information is required, please search for FastenMaster® FrameFAST™ Structural Wood Screw (FrameFAST™ Fasteners) on the DrJ Certification website.

8 Findings

- 8.1 As delineated in Section 3, FastenMaster® FrameFAST™ Structural Wood Screw (FrameFAST™ Fasteners) have performance characteristics that were tested and/or meet pertinent standards and is suitable for use pursuant to its specified purpose.
- 8.2 When used and installed in accordance with this TER and the manufacturer installation instructions, FastenMaster® FrameFAST™ Structural Wood Screw (FrameFAST™ Fasteners) shall be approved for the following applications:
 - 8.2.1 Provide resistance to lateral loads due to wind or seismic loads applied parallel or perpendicular to the wall in plate to rim board and plate to blocking applications, per Table 3.
 - 8.2.2 Provide uplift resistance for all configurations considered per Table 3.
 - 8.2.3 Fasten wall studs to single or double plate per Table 2.
 - 8.2.4 Fasten double or single plate to blocking/rim board per Table 3.
- 8.3 Any application specific issues not addressed herein can be engineered by an RDP. Assistance with engineering is available from OMG®, Inc. DBA FastenMaster®.

¹⁰ See Code of Federal Regulations (CFR) Title 24 Subtitle B Chapter XX Part 3280 for definition.

8.4 IBC Section 104.11 (IRC Section R104.11 and IFC Section 104.10¹¹ are similar) in pertinent part states:

104.11 Alternative materials, design and methods of construction and equipment. The provisions of this code are not intended to prevent the installation of any material or to prohibit any design or method of construction not specifically prescribed by this code. Where the alternative material, design or method of construction is not approved, the building official shall respond in writing, stating the reasons the alternative was not approved.

8.5 **Approved:**¹² Building codes require that the building official shall accept duly authenticated reports¹³ or research reports¹⁴ from approved agencies and/or approved sources (i.e., licensed RDP) with respect to the quality and manner of use of new products, materials, designs, services, assemblies, or methods of construction.

8.5.1 Acceptability of an approved agency, by a building official, is performed by verifying that the agency is accredited by a recognized accreditation body of the International Accreditation Forum (IAF).

8.5.2 Acceptability of a licensed RDP, by a building official, is performed by verifying that the RDP and/or their business entity is listed by the licensing board of the relevant jurisdiction.

8.5.3 Federal law, Title 18 US Code Section 242, requires that where the alternative product, material, service, design, assembly, and/or method of construction is not approved, the building official shall respond in writing, stating the reasons why the alternative was not approved, as denial without written reason deprives a protected right to free and fair competition in the marketplace.

8.6 DrJ is an engineering company, employs RDPs and is an ISO/IEC 17065 ANAB-Accredited Product Certification Body – Accreditation #1131.

8.7 Through ANAB accreditation and the IAF Multilateral Agreements, this TER can be used to obtain product approval in any jurisdiction or country that has IAF MLA Members & Signatories to meet the Purpose of the MLA – “*certified once, accepted everywhere.*” IAF specifically says, “*Once an accreditation body is a signatory of the IAF MLA, it is required to recognise certificates and validation and verification statements issued by conformity assessment bodies accredited by all other signatories of the IAF MLA, with the appropriate scope.*”¹⁵

9 Conditions of Use

9.1 Material properties shall not fall outside the boundaries defined in Section 3.

9.2 As defined in Section 3, where material and/or engineering mechanics properties are created for load resisting design purposes, the resistance to the applied load shall not exceed the ability of the defined properties to resist those loads using the principles of accepted engineering practice.

9.3 Loads applied shall not exceed those recommended by the manufacturer or as defined in this TER.

9.4 The FrameFAST™ fasteners covered in this TER shall be installed in accordance with this TER and the manufacturer installation instructions.

9.4.1 For conditions not covered in this TER, connections shall be designed in accordance with accepted engineering practice.

9.5 Structural framing members connected with FrameFAST™ fasteners shall be designed in accordance with the requirements of their specific design standards/specifications as referenced in the building code adopted by the authority having jurisdiction (AHJ) in which the project is to be constructed.

¹¹ 2018 IFC Section 104.9

¹² Approved is an adjective that modifies the noun after it. For example, Approved Agency means that the Agency is accepted officially as being suitable in a particular situation. This example conforms to IBC/IRC/IFC Section 201.4 where the building code authorizes sentences to have an ordinarily accepted meaning such as the context implies.

¹³ <https://up.codes/viewer/wyoming/ibc-2021/chapter/17/special-inspections-and-tests#1707.1>

¹⁴ <https://up.codes/viewer/wyoming/ibc-2021/chapter/17/special-inspections-and-tests#1703.4.2>

¹⁵ <https://iaf.nu/en/about-iaf-mla/#:~:text=required%20to%20recognise>

- 9.6 When required by adopted legislation and enforced by the building official, also known as the authority having jurisdiction (AHJ) in which the project is to be constructed:
- 9.6.1 Any calculations incorporated into the construction documents shall conform to accepted engineering practice, and, when prepared by an approved source, shall be approved when requirements of adopted legislation are met.
 - 9.6.2 This TER and the installation instructions shall be submitted at the time of permit application.
 - 9.6.3 These products have an internal quality control program and a third-party quality assurance program.
 - 9.6.4 At a minimum, these products shall be installed per Section 6 of this TER.
 - 9.6.5 The review of this TER, by the AHJ, shall be in compliance with IBC Section 104 and IBC Section 105.4.
 - 9.6.6 These products have an internal quality control program and a third party quality assurance program in accordance with IBC Section 104.4, IBC Section 110.4, IBC Section 1703, IRC Section R104.4 and IRC Section R109.2.
 - 9.6.7 The application of these products in the context of this TER are dependent upon the accuracy of the construction documents, implementation of installation instructions, inspection as required by IBC Section 110.3, IRC Section R109.2 and any other regulatory requirements that may apply.
- 9.7 The approval of this TER by the AHJ shall comply with IBC Section 1707.1, where legislation states in pertinent part, *"the building official shall accept duly authenticated reports from approved agencies in respect to the quality and manner of use of new materials or assemblies as provided for in Section 104.11", all of IBC Section 104, and IBC Section 105.4.*
- 9.8 Design loads shall be determined in accordance with the building code adopted by the jurisdiction in which the project is to be constructed and/or by the building designer (i.e., owner or RDP).
- 9.9 The actual design, suitability, and use of this TER, for any particular building, is the responsibility of the owner or the owner's authorized agent.

10 Identification

- 10.1 The products listed in Section 1.1 are identified by a label on the board or packaging material bearing the manufacturer name, product name, TER number, and other information to confirm code compliance.
- 10.2 Additional technical information can be found at fastenmaster.com.

11 Review Schedule

- 11.1 This TER is subject to periodic review and revision. For the most recent version, visit drjcertification.org.
- 11.2 For information on the status of this TER, contact DrJ Certification.

12 Approved for Use Pursuant to US and International Legislation Defined in Appendix A

- 12.1 FastenMaster® FrameFAST™ Structural Wood Screw (FrameFAST™ Fasteners) are included in this TER published by an approved agency that is concerned with evaluation of products or services, maintains periodic inspection of the production of listed materials or periodic evaluation of services, and whose TER Listing states either that the material, product, or service meets identified standards or has been tested and found suitable for a specified purpose. This TER meets the legislative intent and definition of being acceptable to the AHJ.

Appendix A

1 Legislation that Authorizes AHJ Approval

- 1.1 **Fair Competition:** State legislatures have adopted Federal regulations for the examination and approval of building code referenced and alternative products, materials, designs, services, assemblies and/or methods of construction that:
 - 1.1.1 Advance Innovation,
 - 1.1.2 Promote competition so all businesses have the opportunity to compete on price and quality in an open market on a level playing field unhampered by anticompetitive constraints, and
 - 1.1.3 Benefit consumers through lower prices, better quality, and greater choice.
- 1.2 **Adopted Legislation:** The following local, state, and federal regulations affirmatively authorize FastenMaster® FrameFAST™ Structural Wood Screw (FrameFAST™ Fasteners) to be approved by AHJs, delegates of building departments, and/or delegates of an agency of the federal government:
 - 1.2.1 Interstate commerce is governed by the Federal Department of Justice to encourage the use of innovative products, materials, designs, services, assemblies and/or methods of construction. The goal is to “protect economic freedom and opportunity by promoting free and fair competition in the marketplace.”
 - 1.2.2 Title 18 US Code Section 242 affirms and regulates the right of individuals and businesses to freely and fairly have new products, materials, designs, services, assemblies and/or methods of construction approved for use in commerce. Disapproval of alternatives shall be based upon non-conformance with respect to specific provisions of adopted legislation, and shall be provided in writing stating the reasons why the alternative was not approved, with reference to the specific legislation violated.
 - 1.2.3 The federal government and each state have a public records act. In addition, each state also has legislation that mimics the federal Defend Trade Secrets Act 2018 (DTSA).
 - 1.2.3.1 Compliance with public records and trade secret legislation requires approval through the use of listings, certified reports, Technical Evaluation Reports, duly authenticated reports and/or research reports prepared by approved agencies and/or approved sources.
 - 1.2.4 For new materials¹⁶ that are not specifically provided for in any building code, the design strengths and permissible stresses shall be established by tests, where suitable load tests simulate the actual loads and conditions of application that occur.
 - 1.2.5 The design strengths and permissible stresses of any structural material shall conform to the specifications and methods of design using accepted engineering practice.¹⁷
 - 1.2.6 The commerce of approved sources (i.e., registered PEs) is regulated by professional engineering legislation. Professional engineering commerce shall always be approved by AHJs, except where there is evidence, provided in writing, that specific legislation has been violated by an individual registered PE.
 - 1.2.7 The AHJ shall accept duly authenticated reports from approved agencies in respect to the quality and manner of use of new materials or assemblies as provided for in IBC Section 104.11.¹⁸

¹⁶ <https://up.codes/viewer/wyoming/ibc-2021/chapter/17/special-inspections-and-tests#1706.2>

¹⁷ IBC 2021, Section 1706.1 Conformance to Standards

¹⁸ IBC 2021, Section 1707 Alternative Test Procedure, 1707.1 General

- 1.3 **Approved¹⁹ by Los Angeles:** The Los Angeles Municipal Code (LAMC) states in pertinent part that the provisions of LAMC are not intended to prevent the use of any material, device, or method of construction not specifically prescribed by LAMC. The Department shall use Part III, Recognized Standards in addition to Part II, Uniform Building Code Standards of Division 35, Article 1, Chapter IX of the LAMC in evaluation of products for approval where such standard exists for the product or the material and may use other approved standards, which apply. Whenever tests or certificates of any material or fabricated assembly are required by Chapter IX of the LAMC, such tests or certification shall be made by a testing agency approved by the Superintendent of Building to conduct such tests or provide such certifications. The testing agency shall publish the scope and limitation(s) of the listed material or fabricated assembly.²⁰ The Superintendent of Building roster of approved testing agencies is provided by the Los Angeles Department of Building and Safety (LADBS). The Center for Building Innovation (CBI) Certificate of Approval License is TA24945. Tests and certifications found in a CBI Listing are LAMC approved. In addition, the Superintendent of Building shall accept duly authenticated reports from approved agencies in respect to the quality and manner of use of new materials or assemblies as provided for in the California Building Code (CBC) Section 1707.1.²¹
- 1.4 **Approved by Chicago:** The Municipal Code of Chicago (MCC) states in pertinent part that an Approved Agency is a Nationally Recognized Testing Laboratory (NRTL) acting within its recognized scope and/or a certification body accredited by the American National Standards Institute (ANSI) acting within its accredited scope. Construction materials and test procedures shall conform to the applicable standards listed in the MCC. Sufficient technical data shall be submitted to the building official to substantiate the proposed use of any product, material, service, design, assembly and/or method of construction not specifically provided for in the MCC. This technical data shall consist of research reports from approved sources (i.e., MCC defined Approved Agencies).
- 1.5 **Approved by New York City:** The NYC Building Code 2022 (NYCBC) states in pertinent part that an approved agency shall be deemed²² an approved testing agency via ISO/IEC 17025 accreditation, an approved inspection agency via ISO/IEC 17020 accreditation, and an approved product evaluation agency via ISO/IEC 17065 accreditation. Accrediting agencies, other than federal agencies, must be members of an internationally recognized cooperation of laboratory and inspection accreditation bodies subject to a mutual recognition agreement²³ (i.e., ANAB, International Accreditation Forum (IAF), etc.).

¹⁹ See Section 8 for the distilled building code definition of **Approved**

²⁰ Los Angeles Municipal Code, SEC. 98.0503. TESTING AGENCIES

²¹ <https://up.codes/viewer/california/ca-building-code-2022/chapter/17/special-inspections-and-tests#1707.1>

²² New York City, The Rules of the City of New York, § 101-07 Approved Agencies

²³ New York City, The Rules of the City of New York, § 101-07 Approved Agencies

- 1.6 **Approved by Florida:** Statewide approval of products, methods, or systems of construction shall be approved, without further evaluation, by 1) A certification mark or listing of an approved certification agency, 2) A test report from an approved testing laboratory, 3) A product evaluation report based upon testing or comparative or rational analysis, or a combination thereof, from an approved product evaluation entity; 4) A product evaluation report based upon testing or comparative or rational analysis, or a combination thereof, developed and signed and sealed by a professional engineer or architect, licensed in Florida. For local product approval, products or systems of construction shall demonstrate compliance with the structural wind load requirements of the Florida Building Code (FBC) through one of the following methods; 1) A certification mark, listing, or label from a commission-approved certification agency indicating that the product complies with the code; 2) A test report from a commission-approved testing laboratory indicating that the product tested complies with the code; 3) A product-evaluation report based upon testing, comparative or rational analysis, or a combination thereof, from a commission-approved product evaluation entity which indicates that the product evaluated complies with the code; 4) A product-evaluation report or certification based upon testing or comparative or rational analysis, or a combination thereof, developed and signed and sealed by a Florida professional engineer or Florida registered architect, which indicates that the product complies with the code; 5) A statewide product approval issued by the Florida Building Commission. The Florida Department of Business and Professional Regulation (DBPR) website provides a listing of companies certified as a Product Evaluation Agency (i.e., EVLMiami 13692), a Product Certification Agency (i.e., CER10642), and as a Florida Registered Engineer (i.e., ANE13741).
- 1.7 **Approved by Miami-Dade County (i.e., Notice of Acceptance [NOA]):** A Florida statewide approval is an NOA. An NOA is a Florida local product approval. By Florida law, Miami-Dade County shall accept the statewide and local Florida Product Approval as provided for in Florida legislation 553.842 and 553.8425.
- 1.8 **Approved by New Jersey:** Pursuant to Building Code 2018 of New Jersey in IBC Section 1707.1 General,²⁴ it states: “In the absence of approved rules or other approved standards, the building official shall accept duly authenticated reports from approved agencies in respect to the quality and manner of use of new materials or assemblies as provided for in the administrative provisions of the Uniform Construction Code (N.J.A.C. 5:23)”.²⁵ Furthermore N.J.A.C 5:23-3.7 states: Municipal approvals of alternative materials, equipment, or methods of construction. **(a) Approvals:** Alternative materials, equipment, or methods of construction shall be approved by the appropriate subcode official provided the proposed design is satisfactory and that the materials, equipment, or methods of construction are suitable for the intended use and are at least the equivalent in quality, strength, effectiveness, fire resistance, durability and safety of those conforming with the requirements of the regulations. 1. A field evaluation label and report or letter issued by a nationally recognized testing laboratory verifying that the specific material, equipment, or method of construction meets the identified standards or has been tested and found to be suitable for the intended use, shall be accepted by the appropriate subcode official as meeting the requirements of (a) above. 2. Reports of engineering findings issued by nationally recognized evaluation service programs, such as, but not limited to, the Building Officials and Code Administrators (BOCA), the International Conference of Building Officials (ICBO), the Southern Building Code Congress International (SBCCI), the International Code Council (ICC), and the National Evaluation Service, Inc., shall be accepted by the appropriate subcode official as meeting the requirements of (a) above. The New Jersey Department of Community Affairs has confirmed that technical evaluation reports, from any accredited entity listed by ANAB, meets the requirements of item 2 given that the listed entities are no longer in existence and/or do not provide “reports of engineering findings”.

²⁴ https://up.codes/viewer/new_jersey/ibc-2018/chapter/17/special-inspections-and-tests#1707.1

²⁵ <https://www.nj.gov/dca/divisions/codes/codereg/ucc.html>

- 1.9 **Approved by the Code of Federal Regulations Manufactured Home Construction and Safety Standards:** Pursuant to Title 24, Subtitle B, Chapter XX, Part 3282.14²⁶ and Part 3280,²⁷ the Department encourages innovation and the use of new technology in manufactured homes. The design and construction of a manufactured home shall conform with the provisions of Part 3282 and Part 3280 where key approval provisions in mandatory language follow: 1) “All construction methods shall be in conformance with accepted engineering practices”; 2) “The strength and rigidity of the component parts and/or the integrated structure shall be determined by engineering analysis or by suitable load tests to simulate the actual loads and conditions of application that occur.”; and 3) “The design stresses of all materials shall conform to accepted engineering practice.”
- 1.10 **Approval by US, Local, and State Jurisdictions in General:** In all other local and state jurisdictions, the adopted building code legislation states in pertinent part that:
- 1.10.1 For new materials that are not specifically provided for in this code, the design strengths and permissible stresses shall be established by tests.²⁸
 - 1.10.2 For innovative alternative products, materials, designs, services and/or methods of construction, in the absence of approved rules or other approved standards...the building official shall accept duly authenticated reports (i.e., listing and/or research report) from approved agencies with respect to the quality and manner of use of new materials or assemblies.²⁹ A building official approved agency is deemed to be approved via certification from an accreditation body that is listed by the International Accreditation Forum³⁰ or equivalent.
 - 1.10.3 The design strengths and permissible stresses of any structural material...shall conform to the specifications and methods of design of accepted engineering practice performed by an approved source.³¹ An approved source is defined as a PE subject to professional engineering laws, where a research and/or a technical evaluation report certified by a PE, shall be approved.
- 1.11 **Approval by International Jurisdictions:** The USMCA and GATT agreements provide for approval of innovative materials, products, designs, services, assemblies and/or methods of construction through the Technical Barriers to Trade agreements and the International Accreditation Forum (IAF) Multilateral Recognition Arrangement (MLA), where these agreements:
- 1.11.1 Permit participation of conformity assessment bodies located in the territories of other Members (defined as GATT Countries) under conditions no less favourable than those accorded to bodies located within their territory or the territory of any other country,
 - 1.11.2 State that conformity assessment procedures (i.e., ISO/IEC 17020, 17025, 17065, etc.) are prepared, adopted, and applied so as to grant access for suppliers of like products originating in the territories of other Members under conditions no less favourable than those accorded to suppliers of like products of national origin or originating in any other country, in a comparable situation.
 - 1.11.3 State that conformity assessment procedures are not prepared, adopted, or applied with a view to or with the effect of creating unnecessary obstacles to international trade. This means that conformity assessment procedures shall not be more strict or be applied more strictly than is necessary to give the importing Member adequate confidence that products conform to the applicable technical regulations or standards.

²⁶ <https://www.ecfr.gov/current/title-24/subtitle-B/chapter-XX/part-3282/subpart-A/section-3282.14>

²⁷ <https://www.ecfr.gov/current/title-24/subtitle-B/chapter-XX/part-3280>

²⁸ IBC 2021, Section 1706 Design Strengths of Materials, 1706.2 New Materials. Adopted law pursuant to IBC model code language 1706.2.

²⁹ IBC 2021, Section 1707 Alternative Test Procedure, 1707.1 General. Adopted law pursuant to IBC model code language 1707.1.

³⁰ Please see the ANAB directory for building official approved agencies.

³¹ IBC 2021, Section 1706 Design Strengths of Materials, Section 1706.1 Conformance to Standards Adopted law pursuant to IBC model code language 1706.1.



- 1.11.4 **Approved:** The purpose of the IAF MLA is to ensure mutual recognition of accredited certification and validation/verification statements between signatories to the MLA, and subsequently acceptance of accredited certification and validation/verification statements in many markets based on one accreditation for the timely approval of innovative materials, products, designs, services, assemblies and/or methods of construction. Accreditations granted by IAF MLA signatories are recognised worldwide based on their equivalent accreditation programs, therefore reducing costs and adding value to businesses and consumers.



Issue Date: December 29, 2020
Subject to Renewal: July 1, 2024

FBC Supplement to TER 1801-02

REPORT HOLDER: OMG®, Inc. DBA FastenMaster®

1 Evaluation Subject

- 1.1 FastenMaster® FrameFAST™ Structural Wood Screw (FrameFAST™ Fasteners)

2 Purpose and Scope

2.1 Purpose

- 2.1.1 The purpose of this Technical Evaluation Report (TER) supplement is to show FastenMaster® FrameFAST™ Structural Wood Screw (FrameFAST™ Fasteners), recognized in TER 1801-02, has also been evaluated for compliance with the codes listed below as adopted by the Florida Building Commission.

2.2 Applicable Code Editions

- 2.2.1 *FBC-B—17, 20: Florida Building Code – Building (FL 21662)*
- 2.2.2 *FBC-R—17, 20: Florida Building Code – Residential (FL 21662)*

3 Conclusions

- 3.1 FastenMaster® FrameFAST™ Structural Wood Screw (FrameFAST™ Fasteners), described in TER 1801-02, complies with the FBC-B and FBC-R and is subject to the conditions of use described in this supplement.
- 3.2 Where there are variations between the IBC and IRC and the FBC-B and FBC-R applicable to this TER, they are listed here:
 - 3.2.1 FBC-B Section 104.4, Section 110.4, and Section 2308 are reserved.
 - 3.2.2 FBC-R Section R104, Section R109, and Section R602.3.2 are reserved.

4 Conditions of Use

- 4.1 FastenMaster® FrameFAST™ Structural Wood Screw (FrameFAST™ Fasteners), described in TER 1801-02, must comply with all of the following conditions:
 - 4.1.1 All applicable sections in TER 1801-02
 - 4.1.2 The design, installation, conditions of use, and identification of FastenMaster® FrameFAST™ Structural Wood Screw (FrameFAST™ Fasteners) are in accordance with the 2018 IBC provisions noted in TER 1801-02.
 - 4.1.3 The design, installation, and inspections are in accordance with additional requirements of FBC-B Chapter 16 and Chapter 17, as applicable.